

樹脂型殘障乘場操作盤

面板尺寸:

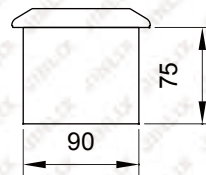
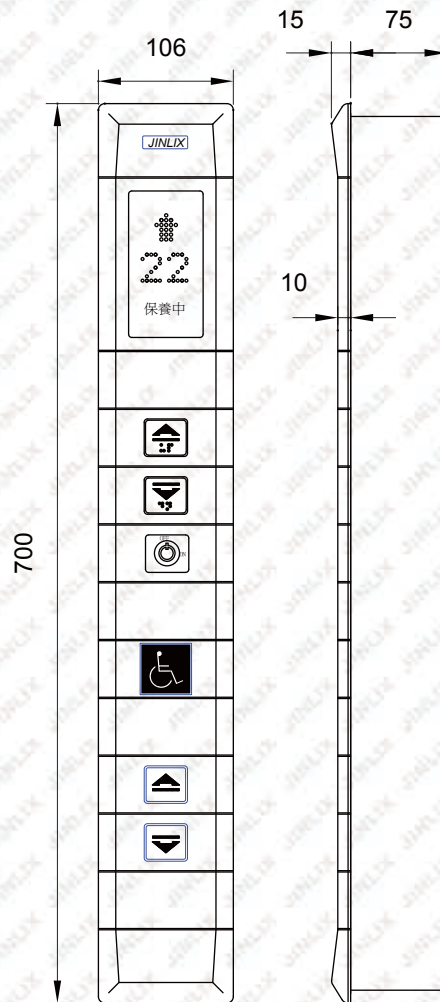
PH700	W106 x L700 mm
-------	----------------

BOX尺寸:

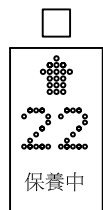
	L680 x W90 x D 75 mm
--	----------------------

選擇配件

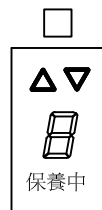
- 樓層顯示可選擇點矩陣顯示或七段顯示或米字顯示
- 公司銘牌依客戶需求設計
- 組合式設計尺寸多樣



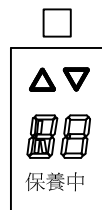
1. 鈎選顯示板



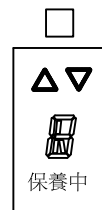
DP-01A



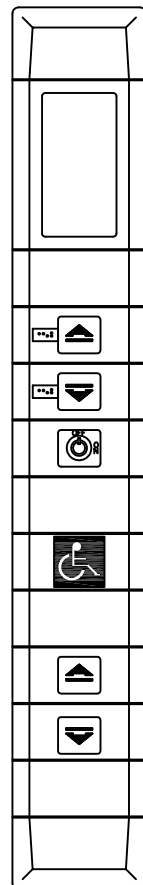
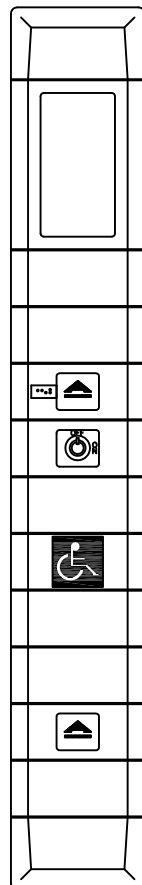
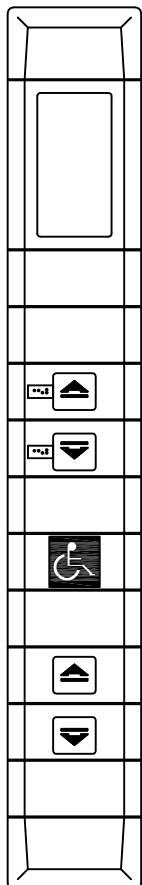
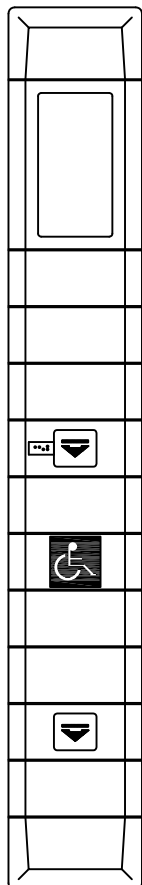
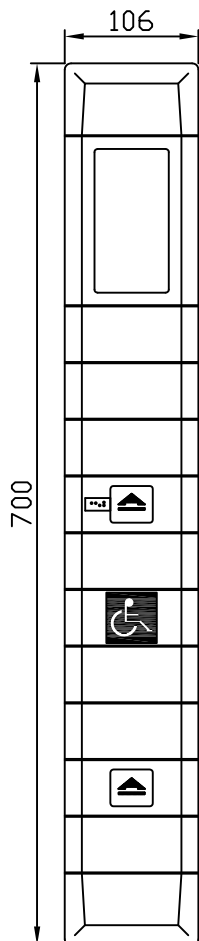
DP-04B



DP-05C



DP-06C



PH-700

61215001
x ____ Set

61215002
x ____ Set

61215003
x ____ Set

61215004
x ____ Set

61215005
x ____ Set

2. 填入數量

規 格	
材質:樹脂	按鈕 : BT-
顯示板:	鎖頭:BT-18G OFF ON
LED 顯示:保養中	BOX:680(L)x90(W)x75(D) 卡榫
HPI線材 : 1.6M線 x ____ 條 60CM線 x ____ 條	PC 中文盲點

連絡事項:	工地編號:	交貨日:
	工地名稱:	簽認

3. 簽認後傳真即可